

Blu-Lock®

HYDRO-RAIN®
Built for Speed®

Blu-Lock®

HYDRO-RAIN®
Built for Speed®

Blu-Lock® takes installation speed and ease to new heights. The addition of three key new features makes push-fit installation easier and more flexible.

- **Easier**—insertion force has been reduced by half to make installation even faster.
- **Compatible**—works with all 80# and 100# SIDR 15 and 19 pipe.
- **Releasable**—all ½", ¾", and 1" fittings are releasable and reusable with the Blu-Lock® release tool or built-in collar.

Simply stated, Blu-Lock® is the fastest, greenest, irrigation installation method in the world.

BUILT FOR SPEED ADVANTAGES


- **Patented "Push-and-Go" Design**—100% tool and chemical free approach cut installation time in half.
- **True System Integration**—Total compatibility of fittings, pipe, manifolds, valves, saddles, and heads.
- **Exclusive Trench and Trenchless Technology**—Coil and straight length pipe options provide unrivaled flexibility.

BUILT FOR GREEN ADVANTAGES

- **Blu-Lock® Pipe is "Green"**—Environmentally-friendly, recyclable HDPE pipe provides a superior alternative to PVC.
- **Blu-Lock® Fittings are Green**—Release-able design allows for fittings to be changed and reused without cutting pipe
- **Pipe and Fittings are Chemical Free**—Glue-less, tool-free installation protects the environment and the long-term health of your crew.

FEATURES AND BENEFITS

- **Heavy-Duty Construction**—Built tough fittings made from UV-resistant ABS, stainless steel and EPDM seals are designed and tested to ensure toughness.
- **Patented Retaining System**—Stainless steel teeth grip pipe tight for a strong, leak-proof connection.
- **Wet or Dry Installation**—Simple push on installation allows fittings to be installed wet or dry.
- **Outside Diameter (OD) Technology**—Flow is unimpeded for 25 percent increase in flow versus traditional insert fittings.
- **High Quality and "Easy-Flex"**—Blu-Lock® lateral and swing pipe are made from virgin resins and meet ASTM standards.
- **Releasable**—½" swing fittings are releasable with the



FAST



SIMPLE
PUSH ON



ROTATE
360°



HOT OR
COLD



WET OR
DRY



NO
WAITING



RELEAS-
ABLE



FULL
FLOW



MAKING YOUR JOB
EASIER SINCE 2003!



WATCH A BLU-LOCK
RACE

patented quick release collar and ¾" and 1" fittings release with release tools. All fittings can be reused.

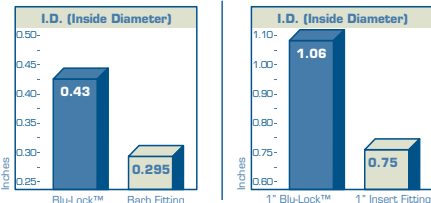
- **Hydro-Rain® Warranty**—3-year limited warranty on fittings, 30-year limited warranty on pipe. Some restrictions apply.

SPECIFICATIONS

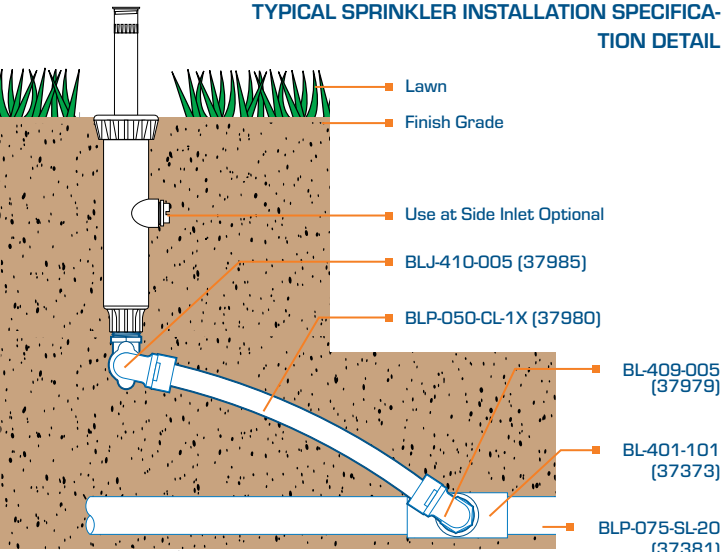
- Blu-Lock® ½" Swing Pipe Fittings:
 - Max working pressure: 80 PSI at 72°F
 - Burst Pressure: Exceeds 220 PSI
 - Working Pressure: 10-80 PSI
- Blu-Lock® ¾" Lateral Pipe Fittings:
 - Max working pressure: 125 PSI at 72°F
 - Burst Pressure: Exceeds 250 PSI
 - Working Pressure: 10-125 PSI
- Blu-Lock® 1" Lateral Pipe Fittings:
 - Max Working Pressure: 150 PSI at 72°F
 - Burst Pressure: Exceeds 350 PSI
 - Working Pressure: 10-150 PSI
- Blu-Lock® ½" Swing Pipe (LDPE):
 - Operating Pressure: 80 PSI
 - Outside Diameter: 0.59"
 - Inside Diameter: 0.43"
- Blu-Lock® 1" & ¾" Lateral Pipe (HDPE):
 - Burst Pressure Rating: 320 PSI at 72°F
 - Working Pressure: 100 PSI
 - 1" Outside Diameter: 1.21"
 - 1" Inside Diameter: 1.07"
 - ¾" Outside Diameter: 0.94"
 - ¾" Inside Diameter: 0.82"
 - Wt. Foot: .074 lbs.

* For non-constant pressure valve-out outdoor irrigation connections only.
* Minimum burst pressure varies according to pipe and fitting size.

½" BLU-LOCK® VS.
SBE FITTINGS FLOW RATE



LEARN MORE @
HYDRORAIN.COM/PUSHFITTINGS



1" (2,54 CM)
PIPE PRESSURE LOSS*

Flow (GPM)	Velocity (FPS)	Pressure Loss (PSI)
1	-	-
2	-	-
3	-	-
4	1.48	0.46
5	1.86	0.76
6	2.23	1.06
7	2.60	1.37
8	2.97	1.80
9	3.34	2.23
10	3.71	2.76
11	4.08	3.07
12	4.45	3.85
13	4.83	4.45
14	5.2	5.10
15	5.57	5.76
20	7.42	9.90
25	9.98	14.90

¾" (1,9 CM)
PIPE PRESSURE LOSS*

Flow (GPM)	Velocity (FPS)	Pressure Loss (PSI)
1	0.60	0.15
2	1.20	0.48
3	1.80	1.00
4	2.41	1.64
5	3.01	2.46
6	3.61	3.45
7	4.21	4.59
8	4.81	5.85
9	5.41	7.29
10	6.02	8.85
11	6.62	10.60
12	7.22	12.40
13	7.82	14.40
14	8.42	16.50
15	9.02	18.70

PSI VS. FLOW RATE

PSI	1" GPM	¾" GPM
40	11	8
50	13	9
60	14	10
70	16	11

* Measured in 100' lengths

Blu-Lock®

HDPE IRRIGATION PIPE FITTINGS



REMOVABLE

EASIER
INSERTION

WORKS WITH ANY 80#
AND 100# PIPE





1" BLU-LOCK FITTINGS FOR HDPE (POLY) PIPE




¾" BLU-LOCK FITTINGS FOR HDPE (POLY) PIPE



BLU-LOCK® SWING PIPE FITTINGS

For use with Blu-Lock® Swing Pipe BLP-050-CL-1X



1" BLU-LOCK® HDPE PIPE



¾" BLU-LOCK® HDPE PIPE



BLU-LOCK® TOOLS



BLS NITRO SADDLES & TEES

Universal, for use with 80# and 100# Polyethylene Pipe

Note: BLS-TAP Series Max Flow: 14 GPM [52.4 LPM] @ 40 PSI [2,75 Bar]



VALVES, MANIFOLDS & SPRINKLERS

